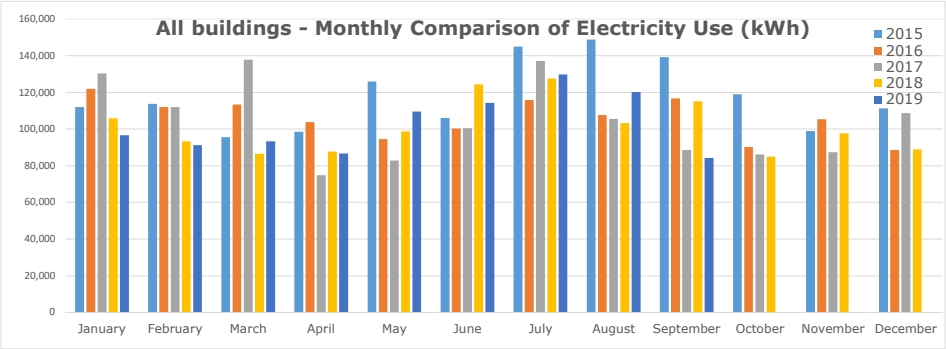
All buildings - Monthly Comparison of Electricity Use (kWh)
2015
2016
2017
2018
2019
160,000
140,000
120,000
100,000
80,000
60,000
40,000
20,000
0
January
February
March
April
May
June
July
August
September
October
November
December

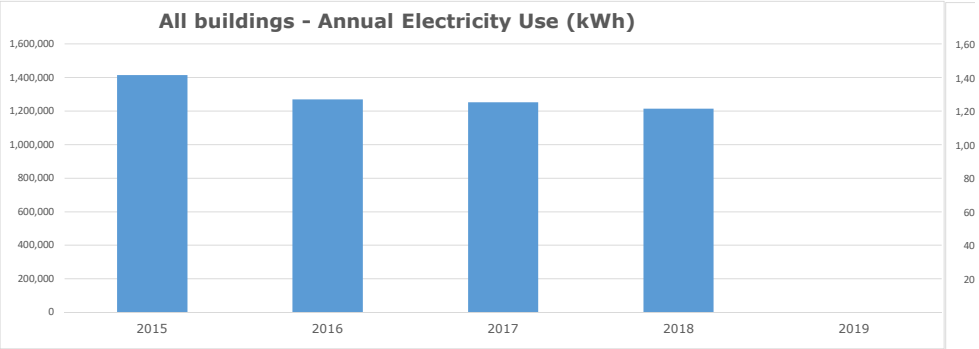
All buildings - Annual Electricity Use (kWh)
1,600,000
1,400,000
1,200,000
1,000,000
800,000
600,000
400,000
200,000
0
2015
2016
2017
2018
2019

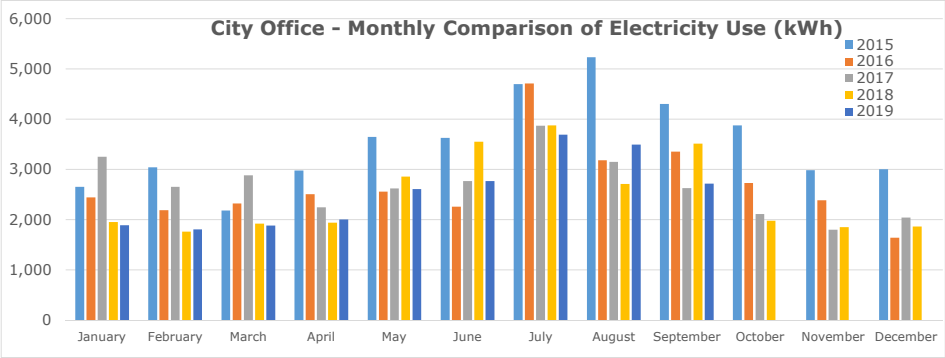
City Office - Monthly Comparison of Electricity Use (kWh)
2015
2016
2017
2018
2019
6,000
5,000
4,000
3,000
2,000
1,000
0
January
February
March
April
May
June
July
August
September
October
November
December

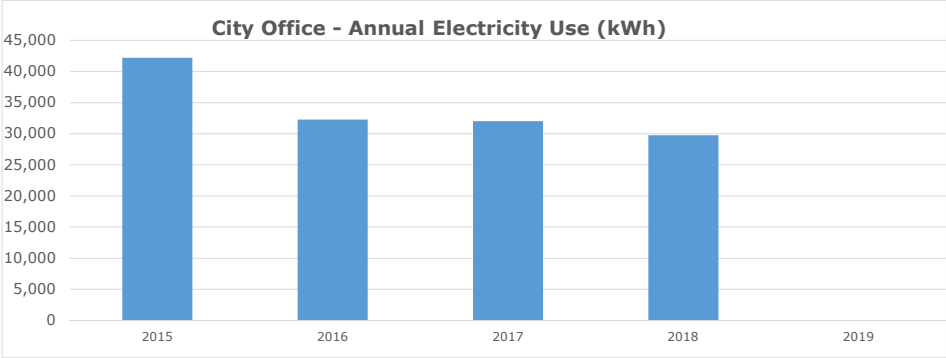
City Office - Annual Electricity Use (kWh)
45,000
40,000
35,000
30,000
25,000
20,000
15,000
10,000
5,000
0
2015
2016
2017
2018
2019

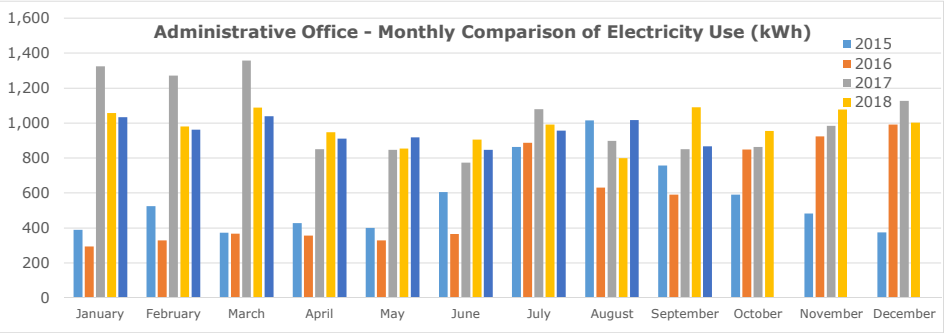
Administrative Office - Monthly Comparison of Electricity Use (kWh)
1,600
1,400
1,200
1,000
800
600
400
200
0
2015
2016
2017
2018
January
February
March
April
May
June
July
August
September
October
November
December

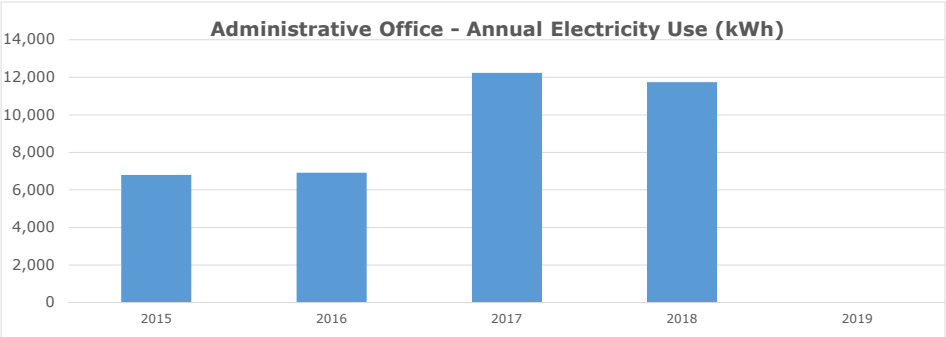
Administrative Office - Annual Electricity Use (kWh)
14,000
12,000
10,000
8,000
6,000
4,000
2,000
0
2015
2016
2017
2018
2019

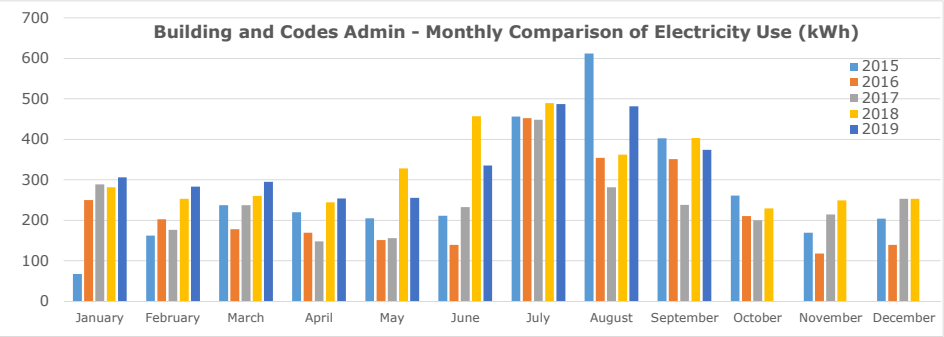
Building and Codes Admin - Monthly Comparison of Electricity Use (kWh)
700
600
500
400
300
200
100
0
2015
2016
2017
2018
2019
January
February
March
April
May
June
July
August
September
October
November
December

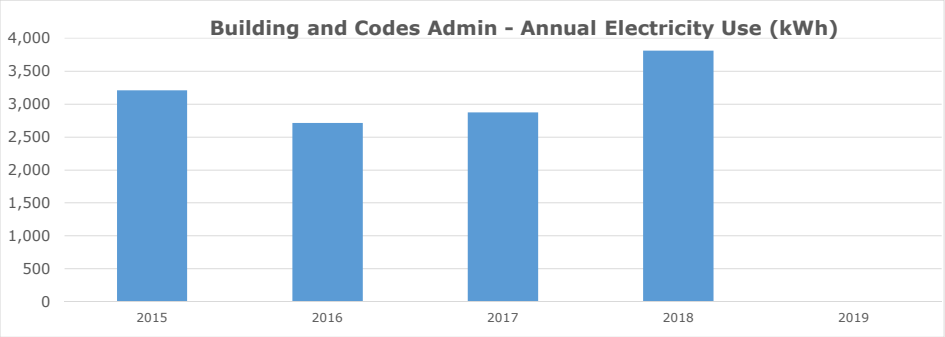
Building and Codes Admin - Annual Electricity Use (kWh)
4,000
3,500
3,000
2,500
2,000
1,500
1,000
500
0
2015
2016
2017
2018
2019

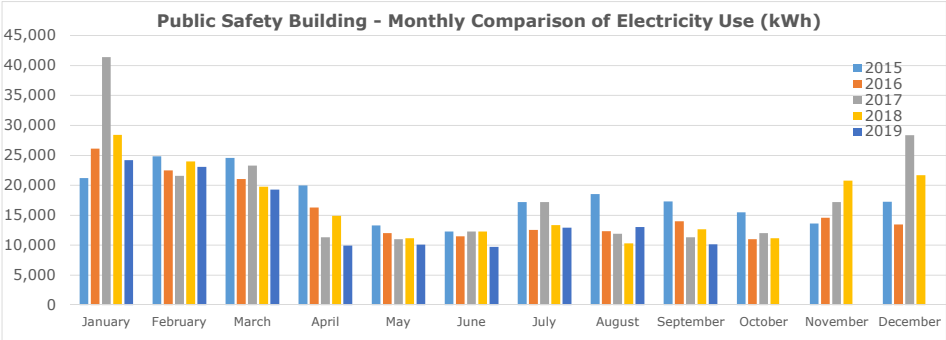
Public Safety Building - Monthly Comparison of Electricity Use (kWh)
45,000
40,000
35,000
30,000
25,000
20,000
15,000
10,000
5,000
0
2015
2016
2017
2018
2019
January
February
March
April
May
June
July
August
September
October
November
December

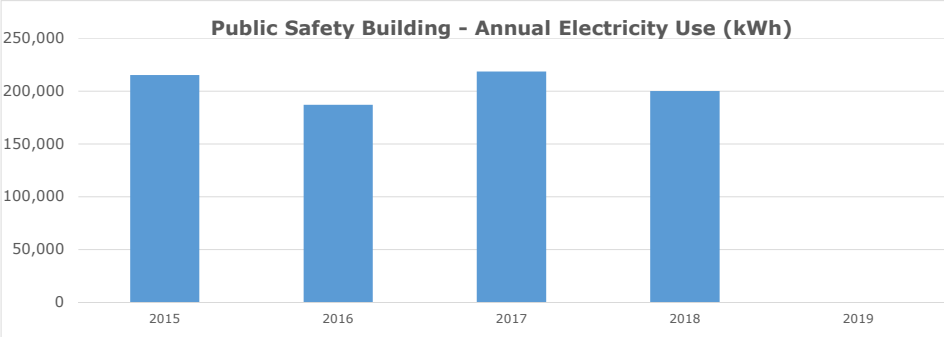
Public Safety Building - Annual Electricity Use (kWh)
250,000
200,000
150,000
100,000
50,000
0
2015
2016
2017
2018
2019

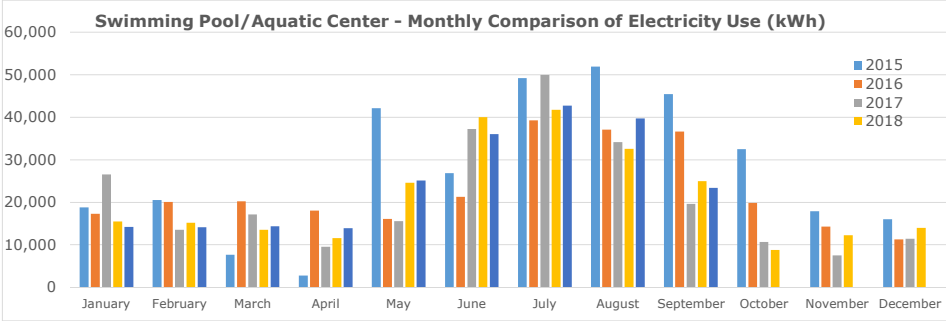
Swimming Pool/Aquatic Center - Monthly Comparison of Electricity Use (kWh)
60,000
50,000
40,000
30,000
20,000
10,000
0
2015
2016
2017
2018
January
February
March
April
May
June
July
August
September
October
November
December

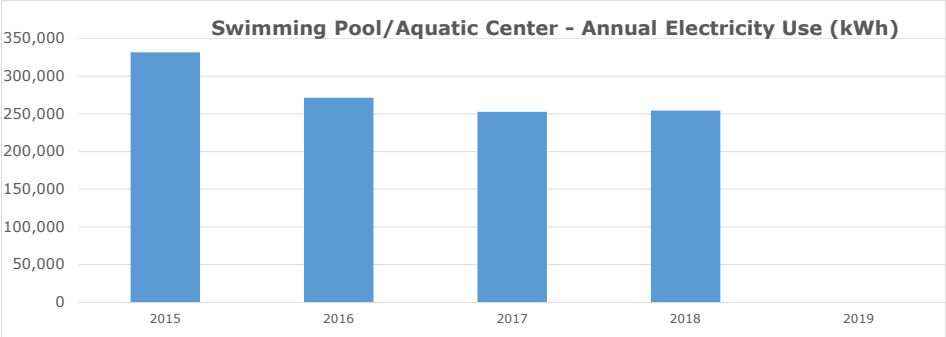
Swimming Pool/Aquatic Center - Annual Electricity Use (kWh)
350,000
300,000
250,000
200,000
150,000
100,000
50,000
0
2015
2016
2017
2018
2019

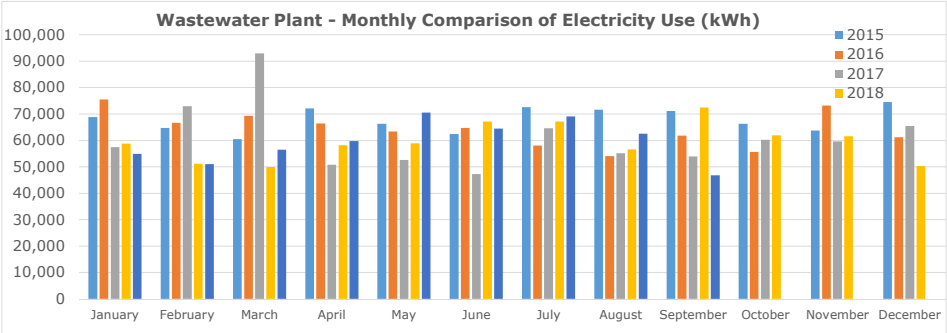
Wastewater Plant - Monthly Comparison of Electricity Use (kWh)
100,000
90,000
80,000
70,000
60,000
50,000
40,000
30,000
20,000
10,000
0
2015
2016
2017
2018
January
February
March
April
May
June
July
August
September
October
November
December

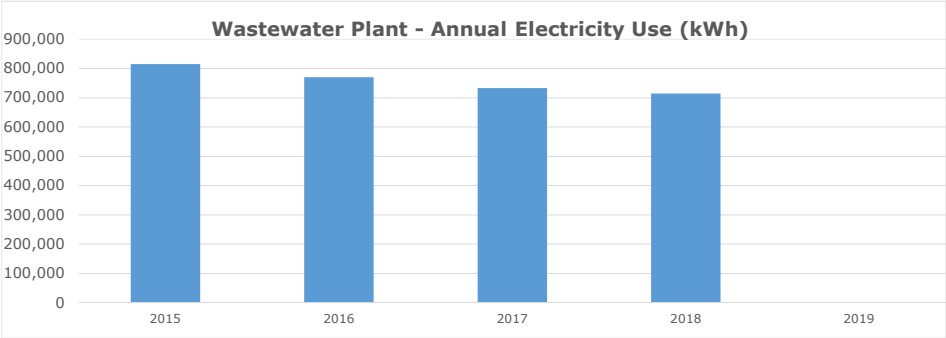
Wastewater Plant - Annual Electricity Use (kWh)
900,000
800,000
700,000
600,000
500,000
400,000
300,000
200,000
100,000
0
2015
2016
2017
2018
2019